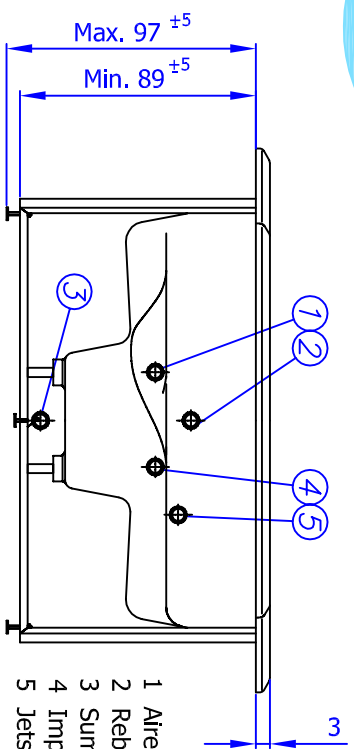


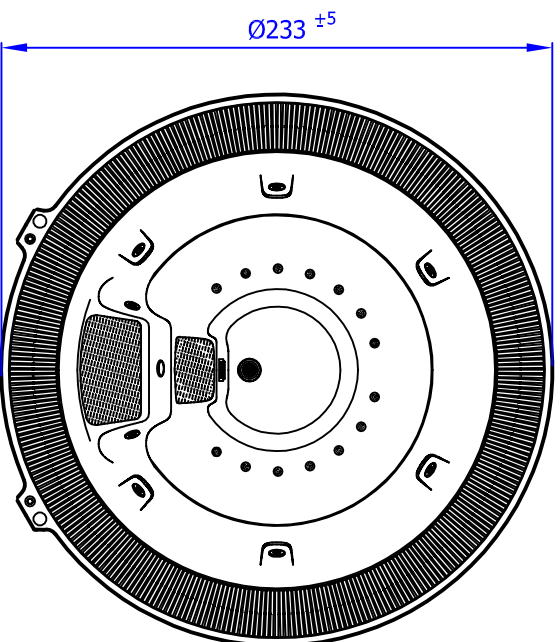
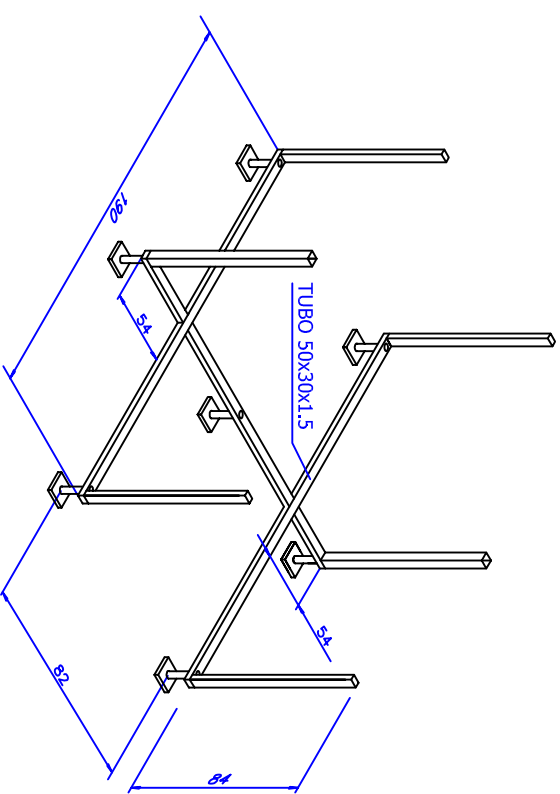


SPA ODISEA 05133

ESTRUCTURA METÁLICA METALIC STRUCTURE



- 1 Aire / Air- Ø50
- 2 Rebosadero / Overflow Ø63
- 3 Sumidero / Main Drain Ø50
- 4 Impulsión / Return inlet Ø50
- 5 Jets / Jets Ø50

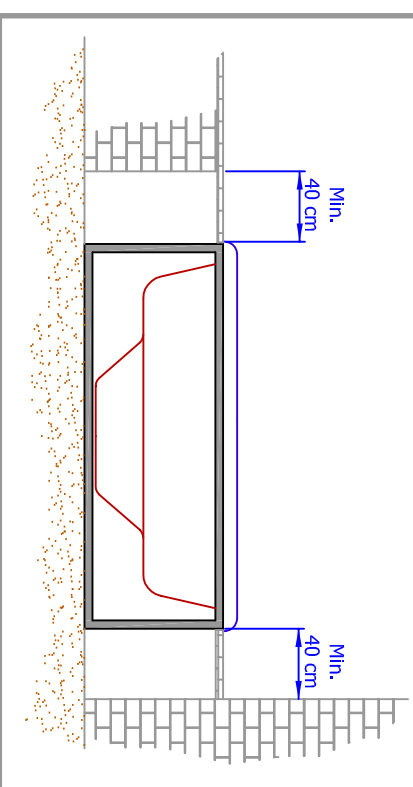


ROJO Opción Foco
RED Light option

→ ATENCIÓN! ACCESO CONEXIONES
WARNING! CONNECTION'S ACCESS →

ATENCIÓN
Es imprescindible respetar en todo el contorno del Spa, un acceso de mantenimiento mínimo de 40 cm.

WARNING
It is indispensable to maintain a minimum clearance access of 40 cm throughout the whole border of the Spa



NOS RESERVAMOS EL DERECHO DE CAMBIAR TOTAL O PARCIALMENTE LAS CARACTERÍSTICAS DE ESTE PRODUCTO.
WE RESERVE THE RIGHT TO CHANGE ALL OR PART OF THE FEATURES OF THIS ARTICLE.

REV. 04
15/06/2004